

“Vontobel Wealth” app

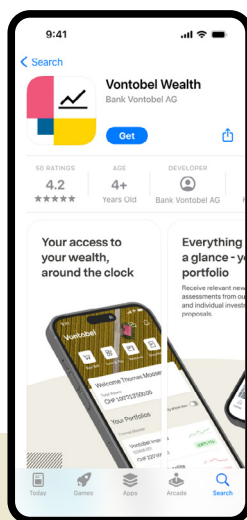
Instructions for activating e-banking on your smartphone or tablet

Our mobile e-banking solution provides secure electronic access to your bank documents and other services.

To activate the Vontobel Wealth app, you will need a smartphone or tablet and the two letters sent to you by Vontobel that contain your **username**, **initial password** and **activation code** (which are sent separately for security reasons).

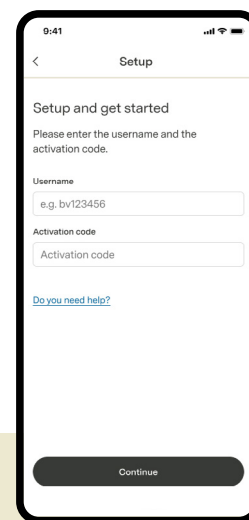
It takes only a few steps to enter the world of mobile e-banking.

1



Go to the App Store or Google Play Store and download the Vontobel Wealth app.

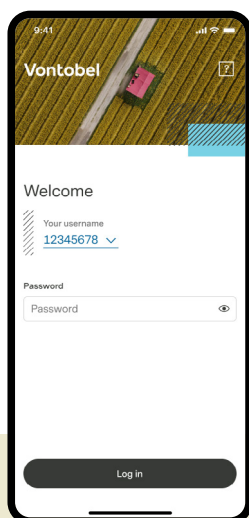
2



You can choose whether to carry out the activation process using a QR code or an activation code.

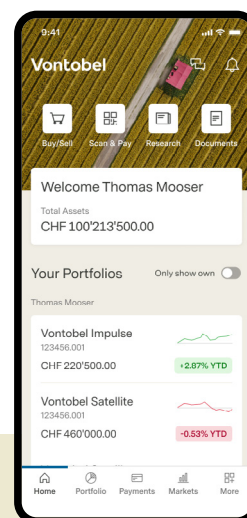
Open the app and enter your username (bv number) and activation code. Select “Continue” to confirm.

3



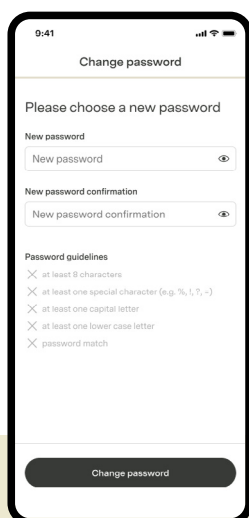
Enter your initial password. Select “Login” to confirm.

5



You have now activated the app. From now on, you can log in at any time by entering your username and personal password.

4



Enter a new personal password of your choosing (at least 8 characters, upper and lower-case letters, at least one number and one special character).

Re-enter the new password and click “Proceed” to confirm.

Hotline

Monday to Friday 8:00 a.m. to 6:00 p.m. (CET)

In Switzerland¹

International calls¹

International calls²

E-Mail

Website

T 0800 700 780

T +800 7000 78 00

T +41 58 283 66 00

hotline@vontobel.com

vontobel.com/help

The complete information, including a series of video tutorials, is available at vontobel.com/help.

where you will also find additional info on data protection and security.

¹ toll free

² charges apply

Bank Vontobel AG
Gotthardstrasse 43
8022 Zurich
Switzerland

vontobel.com