

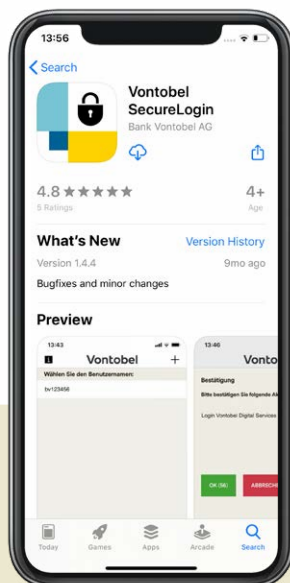

“Vontobel SecureLogin” app

Instructions for activating e-banking

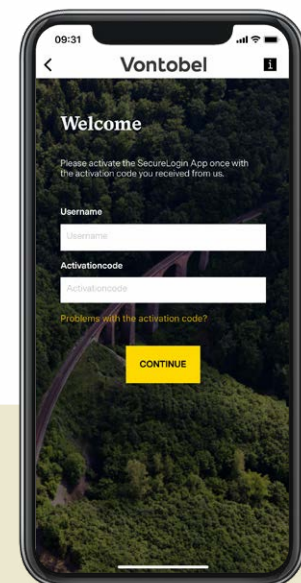
You will need the Vontobel SecureLogin app to use our Vontobel Wealth e-banking solution in a browser (such as Firefox) on your desktop or laptop computer.

To activate the app, you will need a smartphone or tablet, your computer and the two letters sent to you by Vontobel that contain your **username, initial password** and activation code.

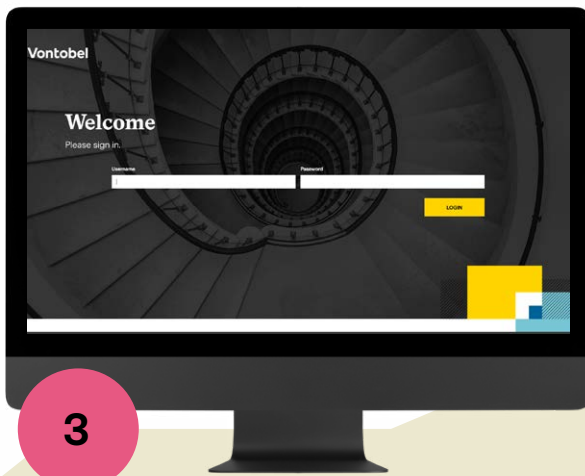
It takes only a few steps to enter the world of Vontobel Wealth e-banking.



Go to the App Store or Google Play Store on your smartphone or tablet and download the Vontobel SecureLogin app.

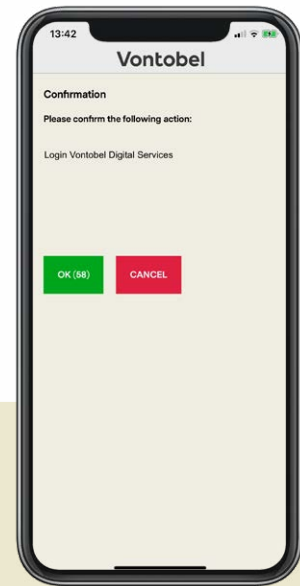


Enter your username (bv number) and activation code. When you select “Continue”, your smartphone or tablet will wait for a login request.



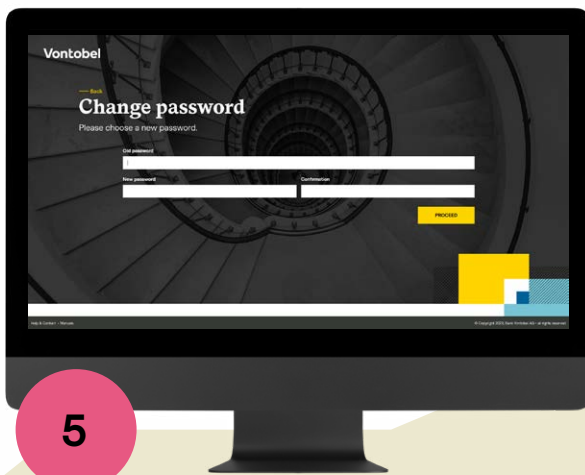
3

Now switch to your computer and go to the website www.vontobel.com/login. Enter your username and initial password. Select "Login".



4

You will receive a login request on your smartphone. Tap "OK" to confirm your login.



5

You will be asked to enter your initial password on the computer and then change it immediately (at least 8 characters, upper- and lower-case letters, at least one number and one special character). Re-enter the new password and click "Proceed" to confirm.

6

The app is now activated. From now on, you can log in at any time by entering your username and personal password on your computer.

Hotline

Monday to Friday 8:00 a.m. to 6:00 p.m. (CET)

In Switzerland (toll free) T 0800 700 780
 International calls (toll free) T +800 7000 78 00
 International calls (charges apply) T +41 58 283 66 00
 E-Mail hotline@vontobel.com
 Website www.vontobel.com/help

The complete information, including a series of video tutorials, is available at www.vontobel.com/help where you will also find additional info on data protection and security.