


“Vontobel Wealth” app

Instructions for activating e-banking on a smartphone or tablet

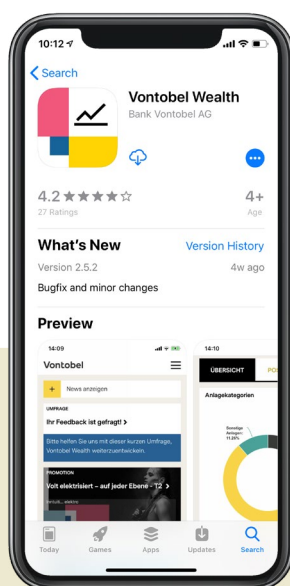
Our mobile e-banking solution provides secure electronic access to your bank documents and other services.

To activate the Vontobel Wealth app, you will need a smartphone or tablet and the two letters sent to you by Vontobel that contain your **username**, **initial password** and **activation code**.

It takes only a few steps to enter the world of mobile e-banking.

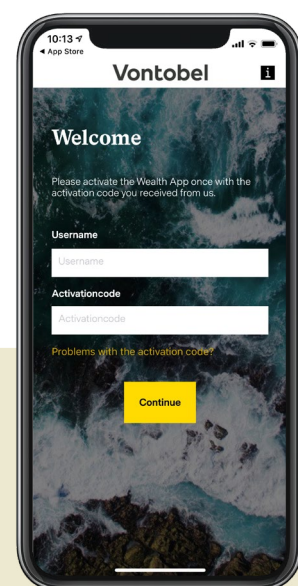


1



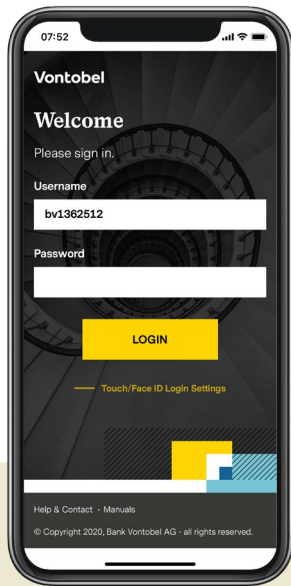
Go to the App Store or Google Play Store and download the Vontobel Wealth app.

2



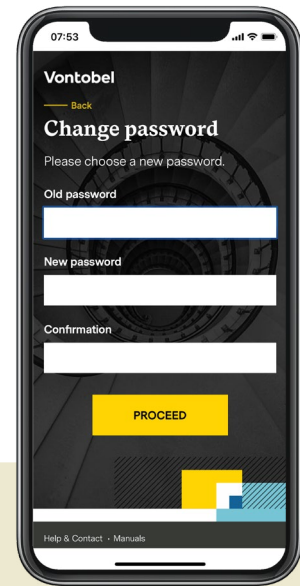
Open the app and enter your username (bv number) and activation code. Select “Continue” to confirm.

3



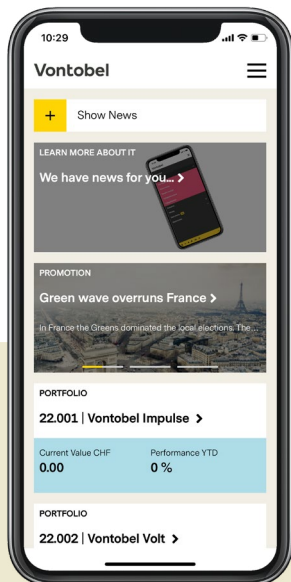
Enter your initial password. Select “Login” to confirm.

4



Re-enter the initial password and enter a new personal password of your choosing (at least 8 characters, upper and lower-case letters, at least one number and one special character). Re-enter the new password and click “Proceed” to confirm.

5



You have now activated the app. From now on, you can log in at any time by entering your username and personal password.

Hotline

Monday to Friday 8:00 a.m. to 6:00 p.m. (CET)

In Switzerland (toll free) T 0800 700 780
 International calls (toll free) T +800 7000 7800
 International calls (charges apply) T +41 58 283 66 00
 E-Mail hotline@vontobel.com
 Website www.vontobel.com/hilfe

The complete information, including a series of video tutorials, is available at www.vontobel.com/help where you will also find additional info on data protection and security.